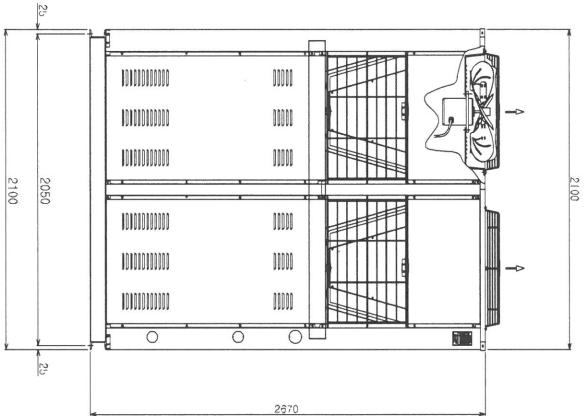
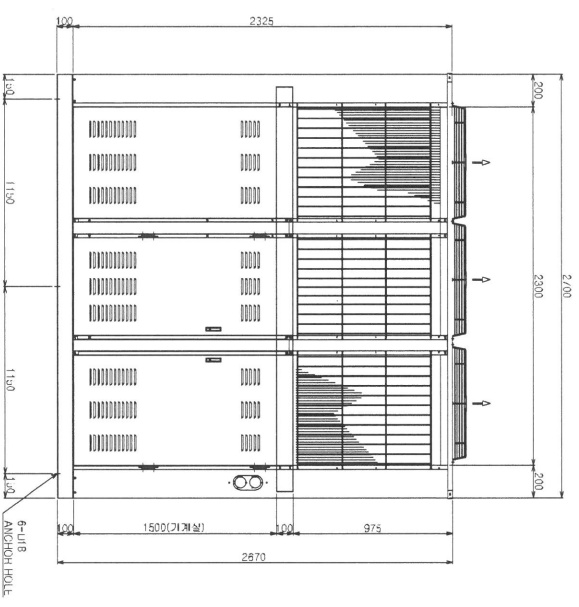
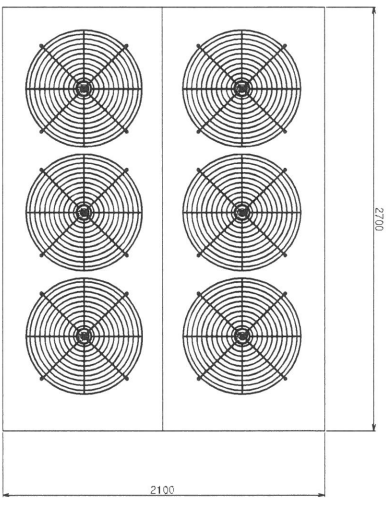


MODEL	COIL - SPEC	FAN & MOTOR	CIRCUIT	본배기압구	출구헤더	입구	출구	최종입구	최종출구	진열면적	풍량
DHH-702-W/C	3/8" (4+4)R*38S*2300ELX2	Ø630*0.79KW*6P*SEA	1/4" (19+19)*2	22.22*4	41.28*4	26.58*2	53.98*2	94.92	66.88		1140 CMM



NO	TITLE	Q'TY	MATERIAL	DIMENSION
1	CASING	1SET	GL	T=1.2-3.2
2	COIL	1SET	AL + CU	
3	HEADER INLET	1SET	G1220T-H	L-TYPE
4	HEADER OUTLET	1SET	G1220T-H	L-TYPE
5	INLET	1SET	G1220T-H	L-TYPE
6	OUTLET	1SET	G1220T-H	L-TYPE
7	FAN & MOTOR	1SET	AL	DIMENSION
8	BASE	1SET	STS304	100 x 50

NOTE

- * PIPE PITCH : R22 * S25.4 mm
- * FIN S : 0.121 AL PLATE (전수반)
- * FIN PITCH : 2.1 mm (SLT-FIN)
- * POWER : 3.0 220V/380V (60HZ)
- * PAINT : BASE코팅액(세면유 RC2S) / 양면, 중간반(기중반) (세면유 RC2S) / 양면, 카바, 케이시 코팅액 (세면유 D-58880)
- * 헤더바드 드림 / 정교한 치외
- * 팬배 : R-407C / 진수반 적용 / 결박용 케이싱 / STS BASE / 도장처리함

TITLE	DHH-702-W/C			
Name of Drawing	Fin&Tube Heat exchanger			
Model	DHH-702-W/C	Req. Q'TY	1 SET	DWG. NO
NAME	Designed by	Drawn by	Checked by	Approved by
DATE	2019-10-01			

DAEIL 주식회사 대일
www.daeilcooler.com